

BSP INTERNET BANKING

Quick Reference Guide

**VIEW YOUR LOAN
DISBURSEMENT DETAILS**



Quick Reference Guide: View your Loan Disbursement Details



Use this Quick Reference Guide to:

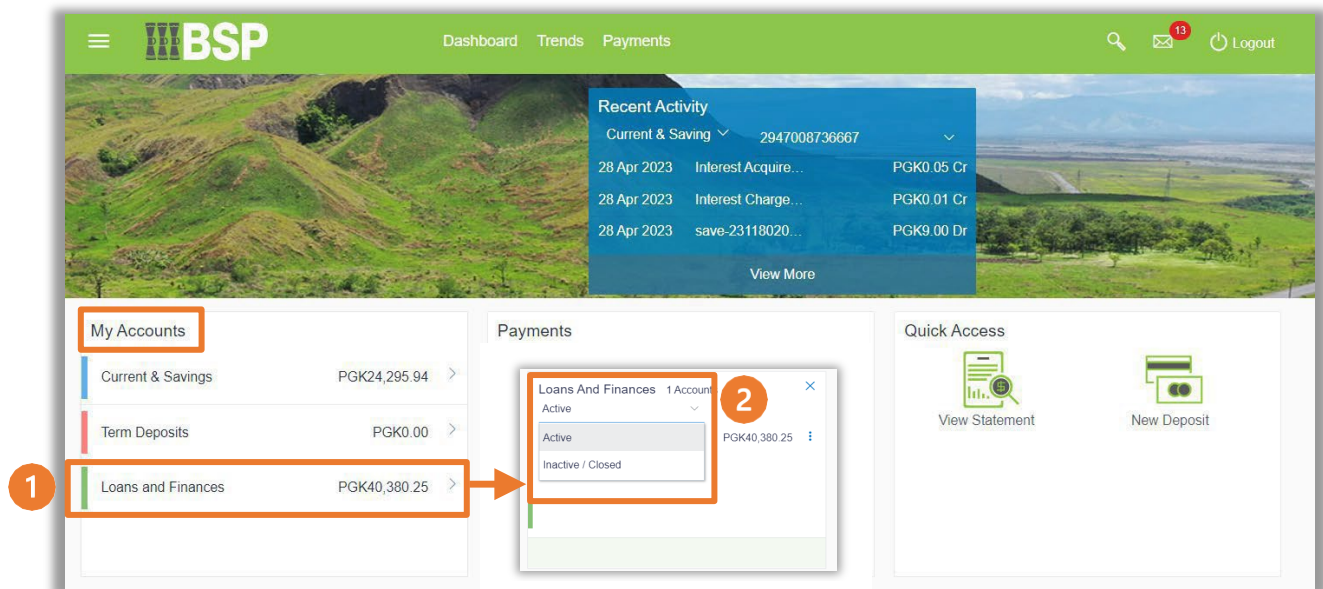
View a summary of your Loan's Disbursement Details.

View your Loan Disbursement Details

Use the **Disbursement Inquiry** function to view your loan Disbursement Details.

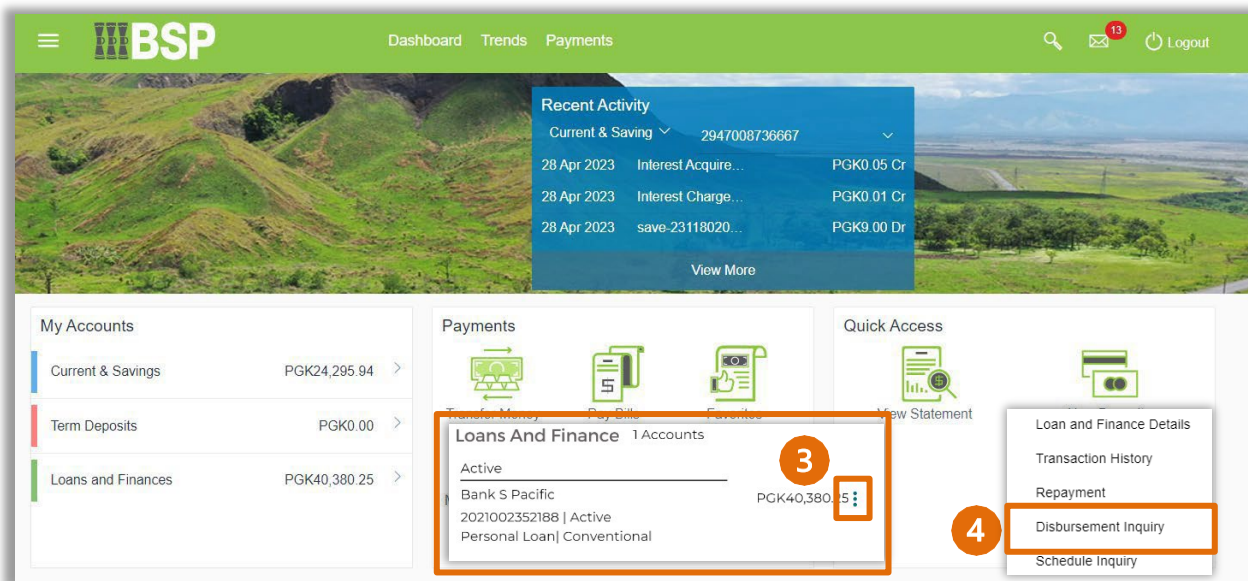
1. Select **Loans and Finances** under **My Accounts** from your **BSP Internet Banking Dashboard**
2. Select **Active** from the **Loans and Finances drop-down** menu, to view your active accounts

Note: Select **Inactive / Closed** – to view inactive or closed accounts.

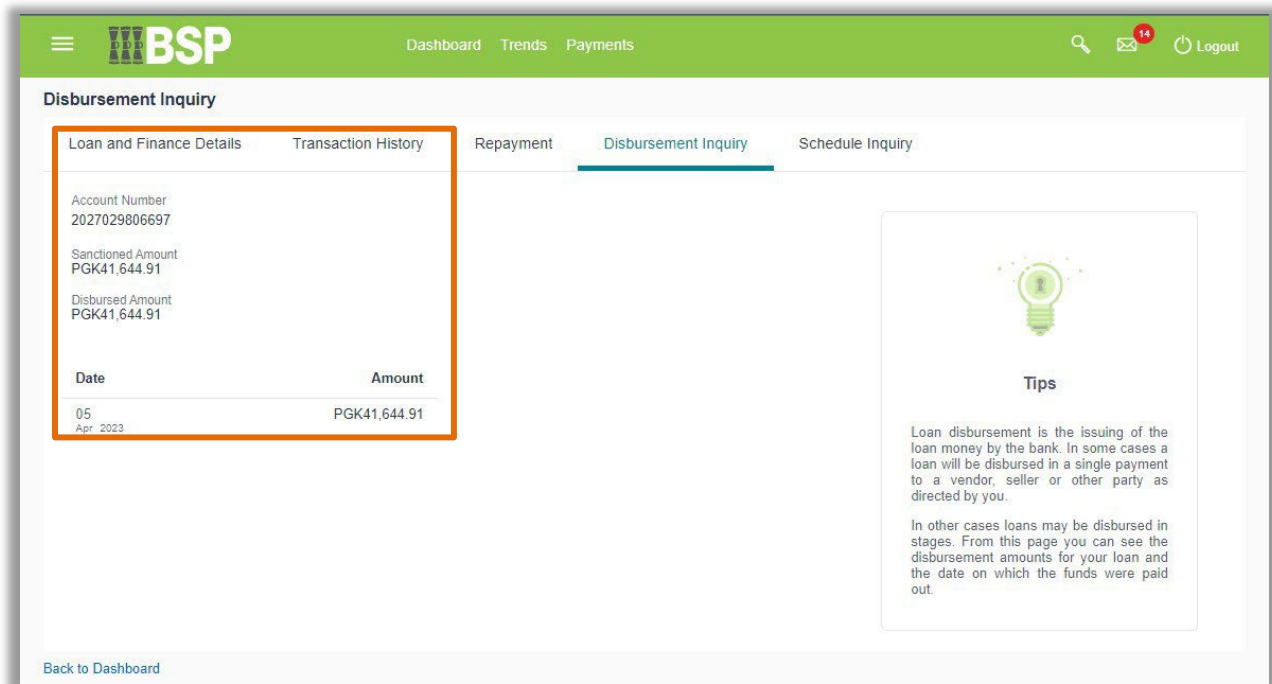


Quick Reference Guide: View your Loan Disbursement Details

3. Click the **three-dots** to open the menu options
4. Select **Disbursement Inquiry**



The **Disbursement Inquiry** page provides an overview of your loan disbursement.



Quick Reference Guide: View your Loan Disbursement Details

Additional Support

Please contact the BSP Customer Call Centre:

Phone: (+675) 3201212 or 7030 1212

Email: servicebsp@bsp.com.pg

Copyright Information

All rights reserved world-wide under international copyright agreements. No part of this document can be reproduced, stored in a retrieval system, or transmitted in any form or by any means, electronic, mechanical, photocopying, recording, or otherwise without the prior written permission of BSP Financial Group Limited.